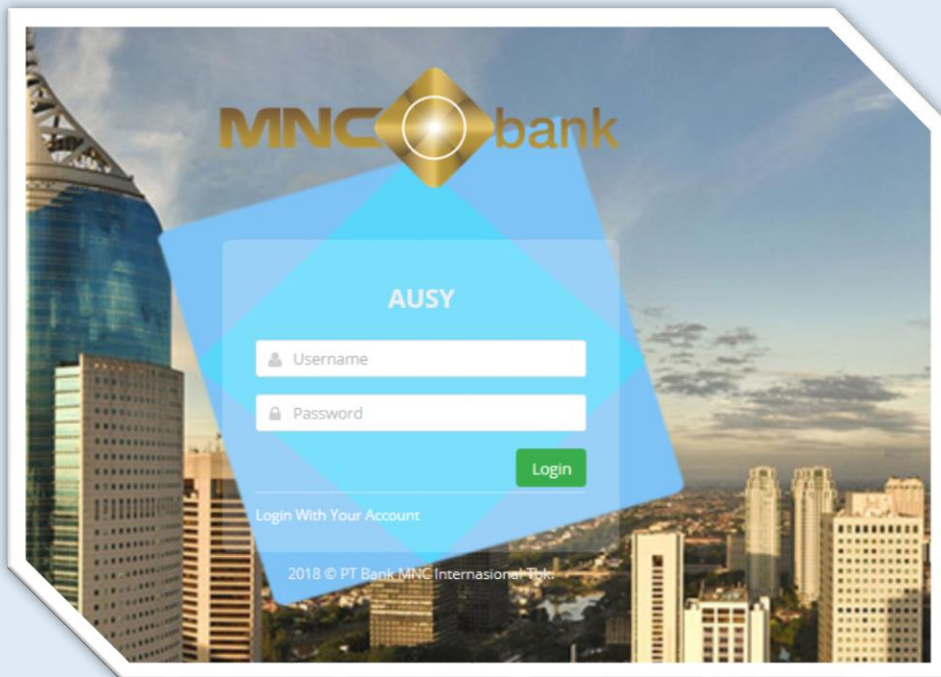


MANUAL AUSY

url : <http://10.5.19.220:8080/ausy/login>

LOGIN AUSY



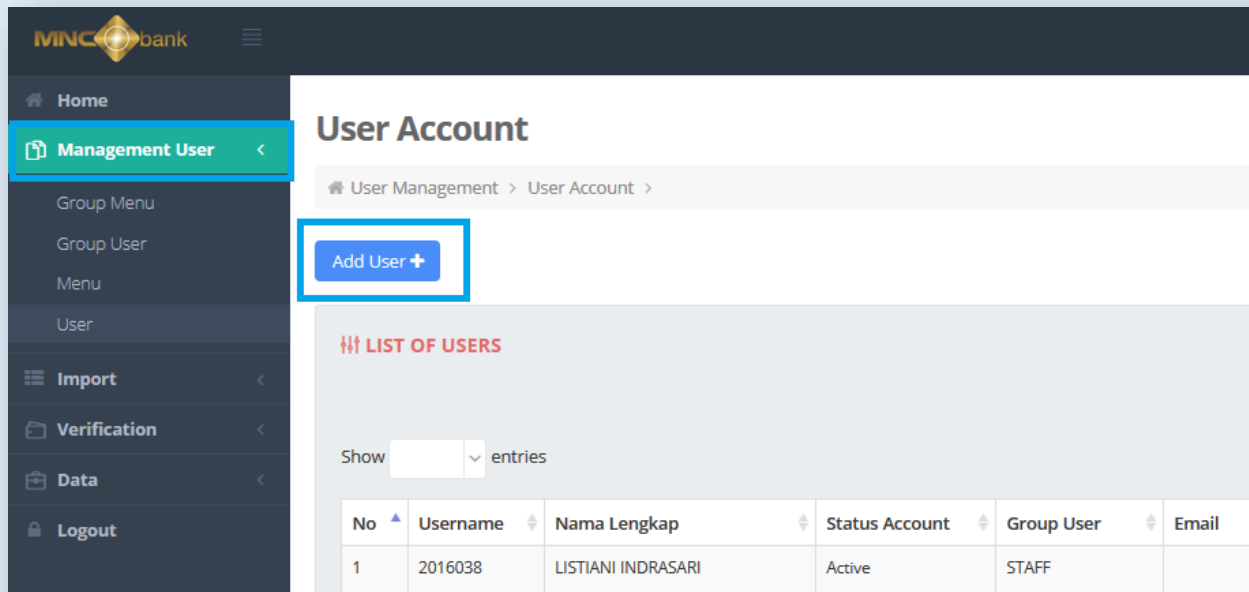
Gunakan User dan Password yang telah diberikan, kemudian jika berhasil login akan keluar halaman home seperti dibawah ini :

#	Information
Full Name	SUTAN TAKDIR FIRDAUS
Username	0920084
Group Name	ADMINISTRATOR
Last Login	04-09-2018 11:18

A. Management User

1. User

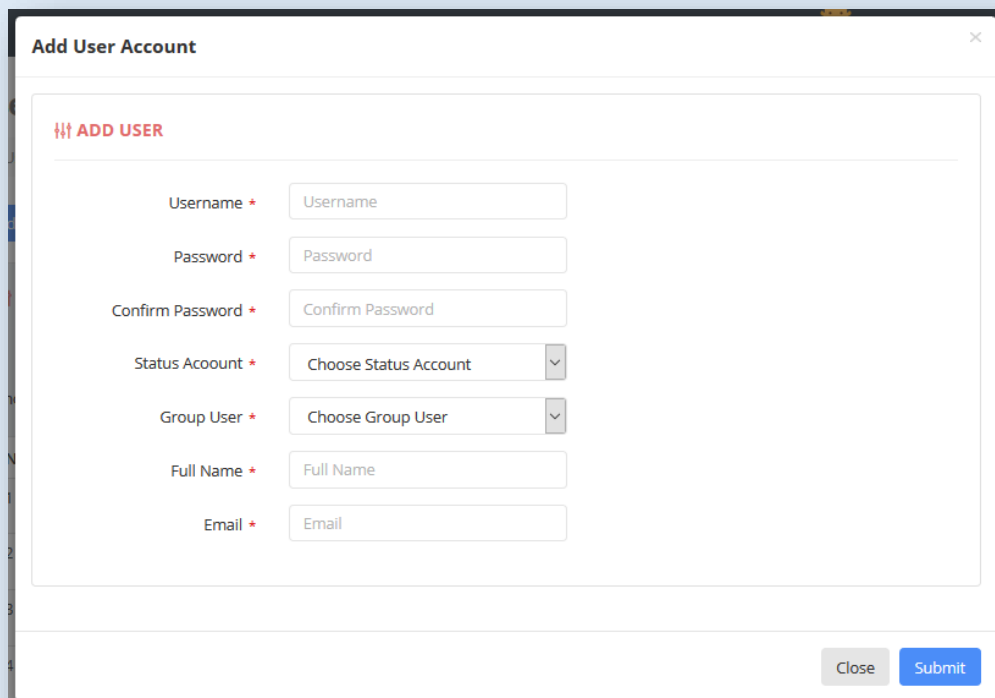
Membuat user baru dengan menekan tombol “ add User ”, maka akan keluar Popup halaman isian untuk data userbaru dengan judul “Add User Account”.



The screenshot shows the MNC Bank User Account management interface. The left sidebar contains navigation options: Home, Management User (highlighted), Group Menu, Group User, Menu, User, Import, Verification, Data, and Logout. The main content area is titled "User Account" and includes a breadcrumb "User Management > User Account >". A blue box highlights the "Add User +" button. Below this is a "LIST OF USERS" section with a "Show" dropdown set to "entries". A table lists one user:

No	Username	Nama Lengkap	Status Account	Group User	Email
1	2016038	LISTIANI INDRASARI	Active	STAFF	

Kemudian isi data-data atribut user baru kedalam form berikut



The "Add User Account" form contains the following fields:

- Username *
- Password *
- Confirm Password *
- Status Account * (Choose Status Account)
- Group User * (Choose Group User)
- Full Name *
- Email *

Buttons: Close, Submit

Show entries Print

Search:

No	Username	Nama Lengkap	Status Account	Group User	Email	Date Create	Action
1	2016038	LISTIANI INDRASARI	Active	STAFF		-	<input type="button" value="Edit"/> <input type="button" value="Delete"/>
2	0513078	AHMAD HARIS	Active	SUPERVISOR		21-04-2017 11:44	<input type="button" value="Edit"/> <input type="button" value="Delete"/>
3	1519173	RINI KUSUMASTUTI	Active	SUPERVISOR		21-04-2017 11:44	<input type="button" value="Edit"/> <input type="button" value="Delete"/>
4	0702580	DEDI SYAH R	Active	STAFF		21-04-2017 11:44	<input type="button" value="Edit"/> <input type="button" value="Delete"/>

Tampilan Form Popup untuk melakukan edit data

Edit User Account ✕

EDIT USERS

Username *

Change Password

Status Account * ▼

Group User * ▼

Full Name *

Email *

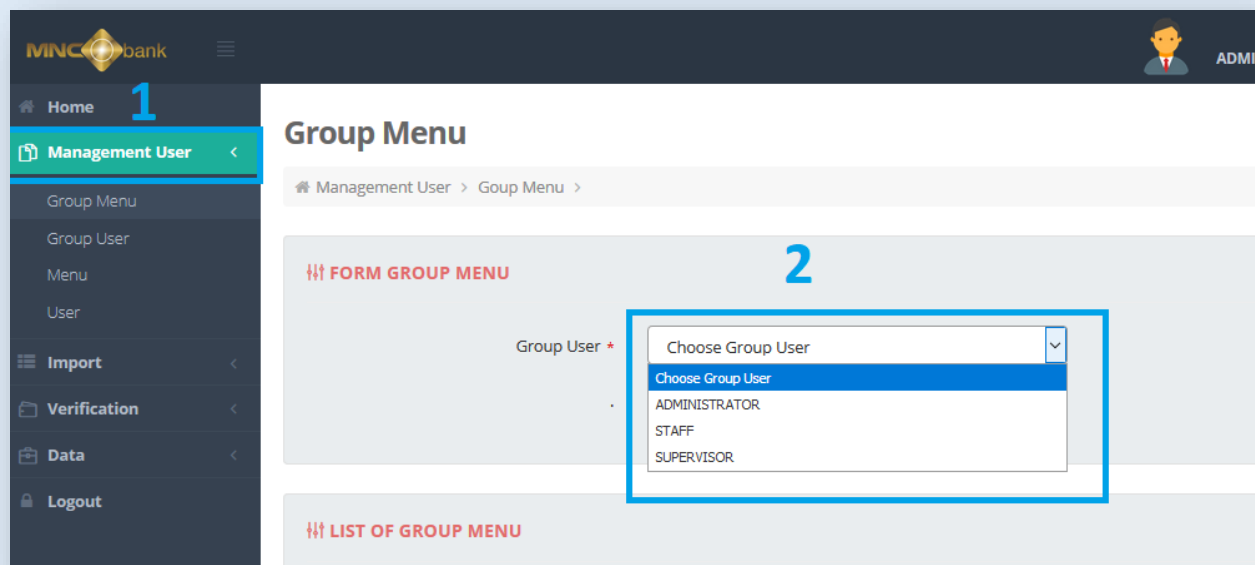
Tampilan Konfirmasi setelah menekan tombol " delete "

Delete User ✕

Yakin Anda Akan Mendelete **2016038**

2. Group Menu

Group menu merupakan menu yang digunakan untuk mengelola / mengelompokkan user kedalam menu - menu yang dibutuhkan (privilege menu)



Cara Mengaktifkan dan menonaktifkan menu ke jenis user tertentu bisa dilakukan dengan cara :

- 1). Pilih Management User “Group Menu”
- 2). Pilih group User pada form
- 3). Check List menu yang akan di aktifkan / Nonaktifkan
- 4). Pilih tombol “active” untuk mengkatkfan dan “in Active” untuk menonaktifkan

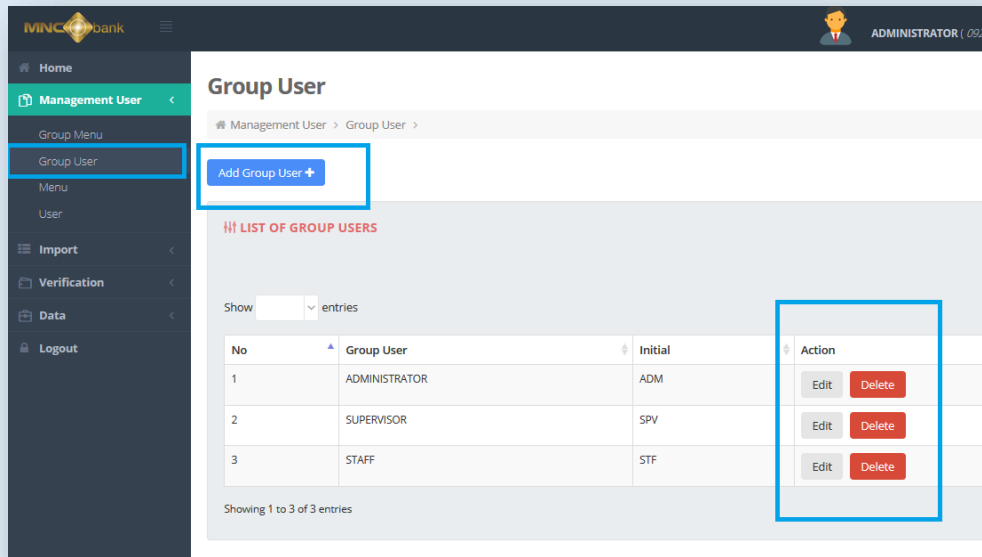
5	1.4	<input type="checkbox"/>	Group Menu	Active
6	2		Import	
7	2.1	<input type="checkbox"/>	Upload Excel File	Active
8	2.2	<input type="checkbox"/>	Upload Excel	In Active
9	2.3	<input type="checkbox"/>	Upload 2	In Active
10	2.4	<input type="checkbox"/>	Upload Excel (direct)	Active

Showing 1 to 10 of 17 entries

Active In Active

3. Group User

Dapat Melakukan Penambahan jenis user baru, Edit Jenis User , dan Delete Jenis User.



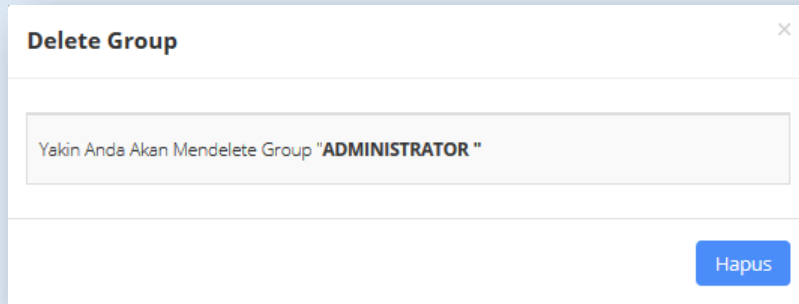
Form Penambahan Jenis User

The 'ADD GROUP USERS' form is a modal window with a title bar 'Management Group User'. It contains two input fields: 'Group User Name *' and 'Initial *'. At the bottom right are 'Close' and 'Submit' buttons.

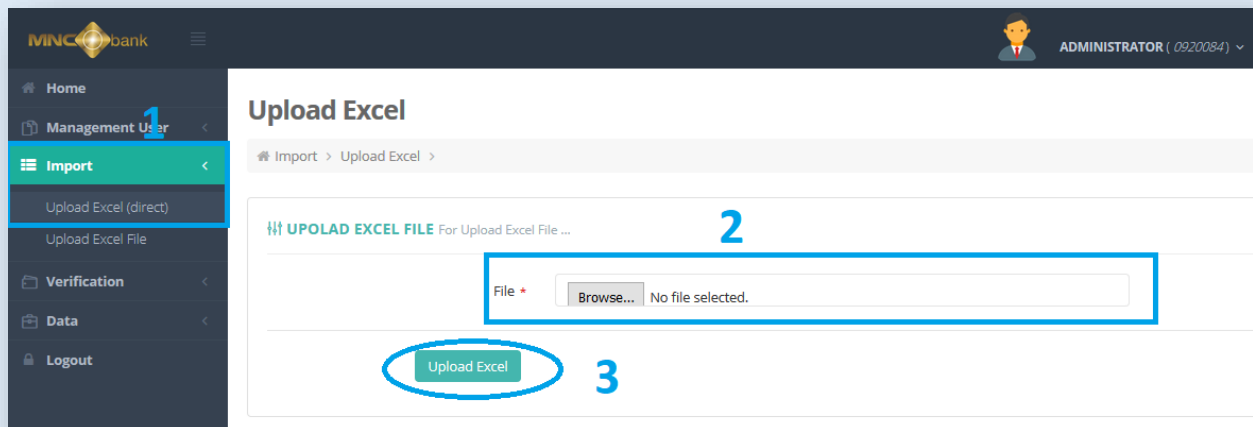
Form Edit jenis User

The 'EDIT GROUP USERS' form is a modal window with a title bar 'Management Group User'. It contains two input fields: 'Nama Group *' with the value 'ADMINISTRATOR' and 'Inisial *' with the value 'ADM'. At the bottom right are 'Close' and 'Submit' buttons.

Form Delete Jenis / Group User



B. Import



Cara melakukan Import / Upload Excel:

- 1). Pilih menu **Import** "Upload Excel (diret)"
- 2). Browse File Excel
- 3). Klik Tombol "Upload Excel"
- 4). Tunggu sampai notif berhasil

List Data GL

Melihat jumlah paket yang diimport ,dan melihat detail paket yang masuk

LIST UPLOADED

Total C : 674,185,509.44
Total D : 674,185,509.44

No	Upload Name	Uploader	Jumlah Data	D	C	PDF	
1	PAKET ==> 02	DESTI NURAI DA		36	204,231,665,00	204,231,665,00	
2	PAKET ==> 03	RIZKY HANDANI		13	457,288,438,00	457,288,438,00	
3	PAKET ==> 05	RIZKY HANDANI		57	2,362,500,00	2,362,500,00	
4	PAKET ==> 06	TINA NOFITA		17	3,206,599,00	3,206,599,00	

PDF LIST

PT. BANK MNC INTERNASIONAL, Tbk.
JURNAL " AUSY " (ACCOUNTING UPLOAD SYSTEM)
Di Proses pada No. Transmis i 01, No Paket : 08

Posting Date	DIC	Tr. Account	GL Name	Flag	Branch	Branch Name	Product	Product Name	Centre	Name	Currency	Transaction Amount	Transaction Description
04-Sep-18	D	20202136	HP - PPH 23 LAINNYA		3050	CAB.MEDAN-AMULANA					IDR	1,624,368,00	E18081107 KOR INTERCIPITA JS SERVICE CHAR
04-Sep-18	C	20202134	HP - PPH PASAL 4 AYAT 2 SEWA	2	3050	CAB.MEDAN-AMULANA					IDR	1,624,368,00	E18081107 INTERCIPITA JS SERVICE CHARGE

User Input : 1503291
Tanggal : 04/09/2018

TOTAL Dr : 1,624,368,00
TOTAL Cr : 1,624,368,00
SELISIH : 0.00